



## Building and Timber Pest Inspection Report

Inspection Date: Thu, 16 Dec 2021

Property Address: 62 The Esplanade, Frenchs Forest NSW  
2086, Australia



## Contents

	The Parties
<b>Section A</b>	Results of inspection - summary
<b>Section B</b>	General
<b>Section C</b>	Accessibility
<b>Section D</b>	Significant Items
<b>Section E</b>	Additional comments
<b>Section F</b>	Annexures to this report

Definitions to help you better understand this report

Terms on which this report was prepared

Special conditions or instructions

If you have any queries with this report or require further information, please do not hesitate to contact the person who carried out the inspection.

This Report has been prepared in accordance with the pre-inspection agreement in place between the parties set out below, which set out the purpose and scope of the inspection, and the significant items that will be reported on. This Report reflects the opinion of the inspector based on the documents that have been provided. This Report should be read in its entirety and in the context of the agreed scope of Services. If there is a discrepancy between the summary findings and the body of the Report, the body of the Report will prevail. We recommend that you should promptly implement any recommendation or advice in this Report, including recommendations of further inspections by another specialist. If you have any queries with this Report or require further information, please do not hesitate to contact the person who carried out the inspection. This Report contains reference to material that is the copyright of Standards Australia reproduced under agreement with SAI Global to Jim's Building Inspections (Australia).

Original Inspection Date: Thu, 16 Dec 2021

Modified Date: Fri, 17 Dec 2021

## The Parties

---

Name of the Client:

---

Name of the Principal(if Applicable):

---

Job Address: 62 The Esplanade, Frenchs Forest NSW 2086, Australia

---

Client's Email Address:

---

Client's Phone Number:

---

Consultant: Grant Tremlett Ph: 0468 594 034  
Email: Collaroy@jimbuildinginspections.com.au

---

---

Company Name: Jim's Building Inspections (Collaroy)

---

Company Address and Postcode: Freshwater 2096

---

Company Email: Collaroy@jimbuildinginspections.com.au

---

Company Contact Numbers: 0468 594 034

## Special conditions or instructions

A report may be conditional on information provided by the person, agents or employees of the person requesting the report, apparent concealment of possible defects and a range of other factors

The following apply: Not Applicable

## Section A Results of Inspection - summary

A summary of your inspection is outlined below; please also refer to the Report.

	Found	Not Found
<b>Safety Hazard</b>	✓	
<b>Major Defect</b>		✓
<b>Minor Defect</b>	✓	
<b>Live Timber Pest Activity</b>		✓
<b>Timber Pest Damage</b>		✓
<b>Conditions Conducive to Timber Pest Activity</b>	✓	

### Overall Condition

In summary, the building, compared to others of similar age and construction is in the condition documented in this report.

## Section B General

### General description of the property

---

Building Type	Residential
Company or Strata title	No
Floor	Suspended Timber Frame, Concrete, Brick Stumps or Piers
Furnished	Furnished
No. of bedrooms	3
Occupied	Unoccupied
Orientation	
Other Building Elements	Driveway, Retaining Walls, Garage
Other Timber Bldg Elements	Architectural Trims, Architraves, Door Frames, Doors, Eaves, Fascias, Skirting Boards, Staircase
Roof	Tiled, Timber Framed, Pitched
Storeys	Double
Walls	Brick Veneer
Weather	Fine

---

## Section C Accessibility

### Areas Inspected

The following areas were inspected. As documented in your Pre-Inspection Agreement, obstructions and limitations to the accessible areas for inspection are to be expected in any inspection. Refer also to our listing of obstructions and limitations.

- Exterior
- Interior

The inspection excludes areas which are affected by obstructions or where access is limited or unsafe. We do not move obstructions and building defects may not be obvious unless obstructions or unsafe conditions are removed to provide access.

### Inaccessible Areas

The following areas were inaccessible:

- Exterior Roof Surface - Second Storey.
- Outside of the fencing.
- Subfloor due to lack of access.

Any areas which are inaccessible at the time of inspection present a high risk for undetected building defects. The client is strongly advised to make arrangements to access inaccessible areas urgently wherever possible.

### Obstructions and Limitations

Building defects may be concealed by the following obstructions which prevented full inspection:

- Above safe working height
- Appliances and equipment
- Ceiling linings
- Debris in gutters
- Floor coverings
- Fixed Furniture - Built-in Cabinetry
- Fixed ceilings
- Sarking

- Stored items
- Vegetation
- Wall linings

The presence of obstructions increases the risk of undetected defects. The client should make arrangement to remove obstructions where ever possible and re-inspect these areas as a matter of urgency. See also overall risk rating for undetected defects.

### Undetected defect risk

A risk rating is provided to help you understand the degree to which accessibility issues and the presence of obstructions have limited the scope of the inspection

The risk of undetected defects is: **Medium**

When the risk of undetected defects medium or high we strongly recommend further inspection once access is provided or if the obstruction can be removed. Contact us for further advice.

## Section D Significant Items

### Safety Hazard

#### Defects 1.01

Building: Building 1  
Location: All Areas  
Finding: Asbestos - Suspected ACM Identified on Site  
Information: As Asbestos Reporting is outside the scope of this report, we advise that you consider a separate Asbestos Inspection and Condition Audit, which can include the taking of samples for definitive confirmation of the presence of Asbestos.

In the interim, the client is advised to act with caution, especially when considering any damage to building materials general wear and tear renovations extensions demolition and general maintenance activities due to the suspected presence of Asbestos.





## Defects 1.02

Building: Building 1  
 Location: Subfloor  
 Finding: Mould - Present  
 Information:

Where evidence of mould growth was noted, there may be environmental, biological or health issues associated with the report. A specialist inspection by a suitably qualified environmental health inspector is warranted, where mould is extensive or where any queries regarding air quality spores or other related issues apply.

Generally, the client is advised to ensure that the general environment is free of moisture and humidity to aid in the prevention of mould formation and development. Any mould found during the inspection should be cleaned immediately by a cleaning

contractor or the homeowner as applicable.

Please note that severely affected building elements may require replacement by a registered builder or qualified carpenter.



## Major Defect

No evidence was found

## Minor Defect

### Defects 3.01

Building:	Building 1
Location:	All Areas
Finding:	Building element - Rusted or corroded
Information:	This building element shows evidence of rusting and corrosion, which is likely to have developed as a result of excessive exposure to moisture and or inadequate coatings.

Rusting and corrosion should be managed by ideally removing or limiting the affected surface from exposure to moisture.



## Defects 3.02

Building: Building 1  
 Location: All Areas  
 Finding: Crack in concrete slab - Category 1  
 Information: A crack coded as Category 1 was identified in the slab. A Category 1 crack is described as a fine but noticeable crack, with the slab at an otherwise reasonable level.

To be considered Category 1, the approximate width of the crack is less than 1.0mm, or a less than 10mm change in offset when a 3m straight edge is placed over the defect.

Category 1 cracks should be monitored for a period of 12 months. At the end of the monitoring period, identified cracks that are rated greater than Category 2 are considered defects, and require rectification.



## Defects 3.03

Building: Building 1  
 Location: All Areas  
 Finding: Site drainage - suspected inadequate  
 Information: The site drainage in this area was found to be inadequate at the time of inspection,

creating potential for subsequent water damage to associated building elements.

It is important that water does not lie against the base of walls; surrounding paths and ground levels should be sloped to drain water away from walls. Downpipes should not discharge stormwater onto lower walls or plinths. Stormwater should be carried away by large, regularly cleaned drains. Ground levels may need to be lowered to expose a buried DPC.

Where site drainage is inadequate, installation of an Agricultural (Aggie) Drain may be required. A qualified plumber should be appointed to further inspect the property and perform any remedial works as necessary. Water damage and secondary defects are likely to occur if left unmanaged.



## Defects 3.04

Building:	Building 1
Location:	All Areas
Finding:	Wood rot
Information:	This building element shows evidence of wood rot. Wood rot, also known as Fungal Decay, occurs when timbers and other cellulose building materials are exposed to damp conditions on an ongoing basis. This could be the result of exposure to weathering over a prolonged period of time, or the attraction of excessive moisture from other abutting building materials. Contributing factors also include poor air ventilation in the area.

Wood rot is often associated with general damp problems and is evidenced by a 'musty' smell or mould and mildew occurring on surfaces. If left unmanaged, damp conditions can lead to further health problems and the decay of timbers will continue.

Early intervention and regular maintenance, particularly of exterior timbers, will prolong the useful life of these building elements. Prior to any works being performed, the cause of the moisture that has created the visible wood rot should be identified and addressed in a suitable manner. Replacement of affected timbers may then be a necessary step in protecting surrounding building elements from such deterioration.

A qualified plumber may be appointed to assess the cause of excessive moisture and to provide advice on any remedial works as required. A qualified carpenter or registered builder may also be required to replace affected building materials.



## Defects 3.05

Building:	Building 1
Location:	All Internal Areas
Finding:	Evidence of excessive moisture was present at the time of inspection
Information:	Excessive moisture can attract termites and produce conditions that promote termite attack fungal growth and wood decay.

Excessive moisture is generally caused by deteriorated inadequate or missing roof drainage leaking plumbing pipes or fixtures poorly plumbed HWS overflows or condenser units and poor site drainage.

It is highly recommended that all plumbing and drainage fixtures and fittings be maintained regularly in order to prevent excessive moisture being present in the external / internal property.





### Defects 3.06

Building:	Building 1
Location:	Subfloor
Finding:	Evidence of excessive moisture was present at the time of inspection
Information:	Excessive moisture can attract termites and produce conditions that promote termite attack fungal growth and wood decay.

Excessive moisture is generally caused by deteriorated inadequate or missing roof drainage leaking plumbing pipes or fixtures poorly plumbed HWS overflows or condenser units and poor site drainage.

It is highly recommended that all plumbing and drainage fixtures and fittings be maintained regularly in order to prevent excessive moisture being present in the external / internal property.






### Defects 3.07

Building:	Building 1
Location:	Lounge Room
Finding:	Evidence of excessive moisture was present at the time of inspection
Information:	Excessive moisture can attract termites and produce conditions that promote termite attack fungal growth and wood decay.

Excessive moisture is generally caused by deteriorated inadequate or missing roof drainage leaking plumbing pipes or fixtures poorly plumbed HWS overflows or condenser units and poor site drainage.


It is highly recommended that all plumbing and drainage fixtures and fittings be maintained regularly in order to prevent excessive moisture being present in the external / internal property.



### Defects 3.08

Building:	Building 1
Location:	All Areas
Finding:	painting deteriorated
Information:	Whilst incomplete or missing paint finish is generally an appearance defect, it can also lead to the development of secondary building defects over time. Incomplete areas of

paint finish exposes the area to moisture, potentially accelerating the deterioration of underlying building materials.



### Defects 3.09

Building:	Building 1
Location:	All Areas
Finding:	Tiles - Cracked or damaged
Information:	Cracking was evident to the tiling in this area at the time of inspection. While the cracking appears to be minor, this area is frequently exposed to water, allowing potential for water penetration into adjoining sections of walls or flooring.

If left unmanaged, water penetration to these areas may lead to subsequent water damage, which is likely necessitate repair work to affected building elements.

A tiling contractor should be appointed to ensure that no further water damage occurs. The re-application of silicone and grouting throughout remaining tile work is also advised, to further protect the area against water penetration.

Where water penetration has led to water damage, appointment of a relevant tradesperson may be required to repair damaged building elements.



### Defects 3.10


Building:	Building 1
Location:	All Areas
Finding:	Sealant - missing/ deteriorated
Information:	Flexible and mould resistant materials should be applied to affected areas to prevent any subsequent water damage that is likely to occur. Regular maintenance and replacement of damage or missing or damaged sealant and grout is highly recommended to the wet areas, as this is a regular wear and tear defect.

Sealant and grouting in areas that come into regular contact with water should be maintained for the long term care of your property. A sealant specialist or tiling contractor should be appointed to complete these works as soon as possible



### Defects 3.11

Building:	Building 1
Location:	All Areas
Finding:	Carpet - Deteriorated
Information:	Sections of the carpet floor covering in this area appeared to be deteriorated.




### Defects 3.12

Building:	Building 1
Location:	All Areas
Finding:	Roof tiles - Weathered
Information:	Upon inspection of the exterior roofing, the majority of roof tiles were considered to be in a fair condition. While weathering of the tiles is consistent with the age of the property, maintenance works are required.

Where left unmanaged, deteriorating roof tiles are likely to lead to a number of secondary defects, including minor water leaks and weather exposure to internal roofing structures.

Consultation with a roofing contractor is highly advised to gain advice on cost of remedial works that may be required in the short to medium term. Remedial works are likely to increase the longevity of the exterior roofing structure.



### Defects 3.13

Building:	Building 1
Location:	All Areas
Finding:	Sarking - Damaged
Information:	Sarking, a laminated aluminium foil applied to the interior of the roof covering, assists in insulating the property and acting as a vapour-barrier to the roof void and, subsequently, to the household.

Where sarking is damaged, both insulation and moisture protection of the property are inhibited. This creates a loss of energy and thus negatively impacts the energy efficiency of the property, allowing potential for moisture ingress from condensation or leaking roof tiles.

It is important to repair any holes or damaged sections of sarking to ensure that the building material is fully functional. A registered builder or qualified carpenter should be consulted to provide further advice on this defect and to perform rectification works at client discretion.



### Defects 3.14

Building:	Building 1
Location:	Yard - Front
Finding:	Surface - Holes
Information:	Holes in surfaces are generally indicative of impact damage, whether accidental or deliberate, or a failing of the surface material.

Where holes are apparent in the surface of a building material, the surface is no longer sealed against water penetration or further impact damage, which may lead to additional damage to the surrounding surface.

Repair or replacement of the affected building element is recommended as soon as possible to ensure that any secondary defects are minimised. A qualified carpenter or general handyperson should be appointed to perform these works.



## Section D Significant Items

### D4 Further Inspections

We advise that you seek additional specialist inspections from a qualified and, where appropriate, licensed

- Termite and Timber Pest Technician / Licensed Pest Controller
- Asbestos Inspector
- As identified in summary and defect statements
- Licensed Plumber specialising in Roof Plumbing

Jim's Building Inspections can put you in contact with qualified and licensed providers of these and other trades services. Please contact your inspector for recommendations, or visit [www.jims.net](http://www.jims.net).

### D5 Conclusion - Assessment of overall condition of property

- The building when compared to others of similar age and construction at the time was in the condition of this report.

Evidence of moisture was present at the time of inspection. Moisture is generally caused by natural rock foundation and type of site drainage implemented.

At the time of inspection, it appeared as though no termite management system has been installed, with no evidence to suggest preventative works taking place.

The client may consider gaining further advice from a pest controller as to the costs and procedures involved with this application. It is recommended that obtaining such advice be a short-term priority.

Reporting on Asbestos is outside the Scope of this Report. This suspected defect is highlighted as a caution only. We suspect, based on our experience in the building industry, that there is a risk of the identified building element containing asbestos.

Samples for lab analysis to confirm the presence of asbestos should be taken from the locations identified. The client is advised to assume that the affected area and construction material contains Asbestos until the lab analysis results are available.

For further information, advice and clarification please contact Grant Tremlett on: 0468 594 034

### Section D Significant Items

The following items were noted as - For your information

#### Noted Item

Building: Building 1  
Location: All Areas  
Finding: Additional Photos - Obstructions and Limitations  
Information: These photographs are an indication of the obstructions and limitations which impeded full inspection of the property at the time of inspection.









### Noted Item

Building: Building 1  
 Location: Yard - Side  
 Finding: Termite Management System - no evidence of a chemical installation  
 Information: The application of a post-construction chemical termite barrier is highly recommended for all properties, particularly if live termite activity has been found on the site previously. Such barriers are highly effective in preventing termite attack on any timber building elements throughout the property.

A durable notice should be placed in the switchboard unit to indicate current termite barriers. At the time of inspection, it appeared as though no termite management system has been installed, with no evidence to suggest preventative works taking place.

The client may consider gaining further advice from a pest controller as to the costs and procedures involved with this application. It is recommended that obtaining such advice be a short-term priority.



### Noted Item

Building: Building 1  
 Location: All Areas

**Finding:** Building materials in direct ground contact - conducive to termites

**Information:** Where timber elements are in direct contact with the ground and consequently moisture or dampness they become conducive to termite activity. Whether timber is used as a building element part of a fencing structure or stored as an unused item they can provide an environment that is attractive to termite infestation. When met with excessive moisture timber begins to decay and develop wood rot. Any timbers that are in direct contact with external grounds especially if left untreated or non- durable also provide ingress for subterranean termites into that particular element. The removal of any such materials that may be conducive to termite activity should be removed as soon as possible to minimise the risk of termite attack.



### Noted Item

**Building:** Building 1

**Location:** All Areas

**Finding:** Garden Beds - Conditions Conducive to Termites

**Information:** Garden beds were found to be evident in the garden area. These garden beds can include untreated timber, and with a combination of moisture from watering hosing can make conditions conducive to termite activity and termite ingress.



## Noted Item

Building:	Building 1
Location:	All Areas
Finding:	Trees - Overhanging and filling gutters
Information:	Overhanging trees often result in excessive amounts of leaf debris accumulating in gutters.

Gutters are a critical part of the building's management of storm water and rain. It is therefore important that they be kept clear to prevent secondary damage to associated building elements, including exterior and interior walls, ceiling linings and any adjoining building elements. Where gutters are blocked, pooling of rainwater is likely to occur, fast-tracking rust and corrosion of the roof plumbing elements.

It is highly advised that all overhanging tree branches be removed as soon as possible to prevent any further damage. Repair and/or replacement of sections of damaged guttering may also be required where the extent of the damage necessitates.

Such works should be performed by the homeowner; however, appointment of a landscape contractor or an arborist may be required. Consultation with a licensed roof plumber is required where guttering has been damaged.



## Definitions to help you better understand this report

Access hole (cover)	An opening in flooring or ceiling or other parts of a structure (such as service hatch, removable panel) to allow for entry to carry out an inspection, maintenance or repair.
Accessible area	An area of the site where sufficient, safe and reasonable access is available to allow inspection within the scope of the inspection.
Appearance defect	Fault or deviation from the intended appearance of a building element.
Asbestos-Containing Material (ACM)	Asbestos-containing material (ACM) means any material or thing that, as part of its design, contains asbestos.
Building element	A portion of a building that, by itself or in combination with other such parts, fulfils a characteristic function. NOTE: For example supporting, enclosing, furnishing or servicing building space.
Client	The person or other entity for whom the inspection is being carried out.
Defect	Fault or deviation from the intended condition of a material, assembly, or component.
Detailed assessment	An assessment by an accredited sampler to determine the extent and magnitude of methamphetamine contamination in a property.
Inspection	Close and careful scrutiny of a building carried out without dismantling, in order to arrive at a reliable conclusion as to the condition of the building.
Inspector	Person or organisation responsible for carrying out the inspection.
Limitation	Any factor that prevents full or proper inspection of the building.
Major defect	A defect of sufficient magnitude where rectification has to be carried out in order to avoid unsafe conditions, loss of utility or further deterioration of the property.
Methamphetamine	An amphetamine-type stimulant that is highly addictive. Methamphetamine is a controlled substance, classified as a Class A (very high-risk) drug under the Misuse of Drug Act. This term is used as a grouping term to include all substances screened for, specifically: Ephedrine, Pseudoephedrine, Amphetamine, Methamphetamine, MDA and MDMA.
Methamphetamine contamination	A property or part of a property where the level of methamphetamine has been tested in accordance with this standard and found to exceed 0.5 micrograms/100 cm <sup>2</sup> (Residential) or 10 micrograms/100 cm <sup>2</sup> (Commercial).

Methamphetamine production/manufacture	The manufacture of methamphetamine, including processing, packaging, and storage of methamphetamine and associated chemicals.
Minor defect	A defect other than a major defect.
Roof space/Roof void	Space between the roof covering and the ceiling immediately below the roof covering.
Screening assessment	An assessment by a screening sampler to determine whether or not methamphetamine is present.
Serviceability defect	Fault or deviation from the intended serviceability performance of a building element.
Significant item	An item that is to be reported in accordance with the scope of the inspection.
Site	Allotment of land on which a building stands or is to be erected.
Structural defect	Fault or deviation from the intended structural performance of a building element.
Structural element	Physically distinguishable part of a structure. NOTE: For example wall, columns, beam, connection.
Subfloor space	Space between the underside of a suspended floor and the ground.
Urgent and Serious Safety Hazards	Building elements or situations that present a current or immediate potential threat of injury or disease to persons.

## Terms on which this report was prepared

This report has been prepared in accordance with and subject to the pre-inspection agreement in place between the parties, which forms part of this Report.

*This Report is prepared for the client identified above and may not be relied on by any other person without our express permission or by the purchase of this Report on our website.*

SPECIAL ATTENTION SHOULD BE GIVEN TO THE SCOPE, LIMITATIONS AND EXCLUSIONS IN YOUR PRE-INSPECTION AGREEMENT AND THIS REPORT

Any of the exclusions or limitations identified for this Report may be the subject of a special-purpose inspection which we recommend being undertaken by an appropriately qualified inspector

### RELIANCE AND DISCLOSURE

This report has been prepared based on conditions at the time of the report.

We own the copyright in this report and may make it available to third parties.

If your Property is in the Australian Capital Territory, you acknowledge we will make certain information about this Report available to the ACT Government for inclusion in the building and pest inspections public register if required under the *Civil Law (Sale of Residential Property) Act 2003*. This will include the fact the report has been prepared, the Property street address, date of the inspection, the name of the person who prepared the report and (if applicable) the entity that employs them.

### UNDETECTED DEFECT RISK RATING

If this Report has identified a medium or high-risk rating for undetected defects, we strongly recommend a further inspection of areas that were inaccessible. This may include an invasive inspection that requires the removal or cutting of walls, floors or ceilings.

*If the Property has been vacant for a period of time, moisture levels or leaks may not be detectable at the time of the inspection because often only frequent use of water pipes (showers, taps etc) result in a leak being identifiable. We advise further testing on pipes and water susceptible areas (such as the bathroom and laundry) after more frequent use has occurred.*

### IMPORTANT SAFETY INFORMATION:

**This is not a report by a licensed plumber or electrician.** We recommend a special-purpose report to detect substandard or illegal plumbing and electrical work at the Property

**This is not a smoke alarm report.** We recommend all existing detectors in the Property be tested and advice sought as to the suitability of number, placement and operation.

**This is not a pest report.** As termites are widespread throughout mainland Australia we recommend

annual timber pest inspections.

**This is not an asbestos report.** There are potential products in the Property containing asbestos that will not be identified in this report. In order to accurately identify asbestos, we recommend performing an asbestos inspection, particularly for buildings built prior to 1988.

**This is not a report on safety glass.** Glazing in older homes may not reflect current standards and may cause significant injury if damaged. Exercise caution around the glass in older homes.

**This is not a report on window opening restrictions.** We have not inspected window opening restrictors. Window openings in older buildings may not reflect current standards and can be a potential risk. Window opening restrictors are advised for all second story or above windows with sill heights below 900mm. Some states make this a mandatory requirement. Owners should enquire of their local and state requirements to ensure compliance.

**This is not a report on pool safety.** If a swimming pool is present it should be the subject to a special purpose pool inspection.

**This is not a Group Titled Property Report as per AS4349.2.** If you require a report for a Group Titled Property as per this standard, please seek a separate inspection for Group Titled Properties.

## MOISTURE

The identification of moisture, dampness or the evidence of water penetration is dependent on the weather conditions at the time an inspection. The absence of dampness identified in this Report does not necessarily mean the Property will not experience some damp problems in other weather conditions or that roofs, walls or wet areas are watertight.

Where the evidence of water penetration is identified we recommend detailed investigation of waterproofing in the surrounding area monitoring of the affected area over a period of time to fully detect and assess the cause of dampness.

## MAINTENANCE OF THE PROPERTY

This Report is not a warranty or an insurance policy against problems developing with the Property in the future. Accordingly, a preventative maintenance program should be implemented which includes systematic inspections, detection and prevention of issues. Please contact the inspector who carried out this inspection for further advice.

## NO CERTIFICATION

- a) The Property has been compared to others of a similar age, construction type and method that had an acceptable level of basic maintenance completed.
- b) We don't advise you about title, ownership or other legal matters like easements, restrictions, covenants and planning laws. None of our inspections constitutes approval by a Building Surveyor, a certificate of occupancy or compliance with any law, regulation or standard, including any comment on whether the Property complies with current Australian Standards, Building Regulations or other legislative requirements.

## **RECTIFICATION COSTS**

We don't provide advice on the costs of rectification or repair unless specifically identified in the scope of the Report. Any cost advice provided verbally or in this report must be taken as of a general nature and is not to be relied on. Actual costs depend on the quality of materials, the standard of work, what price a contractor is prepared to do the work for and may be contingent on approvals, delays and unknown factors associated with third parties. No liability is accepted for costing advice.