Jim's Building Inspections

BEFORE YOU BUY
BEFORE YOU BUILD

Building and Timber Pest Inspection Report

Inspection Date: Mon, 20 Sep 2021

Property Address: 28 Bluegum Cres, Frenchs Forest NSW 2086, Australia



Contents

	The Parties
Section A	Results of inspection - summary
Section B	General
Section C	Accessibility
Section D	Significant Items
Section E	Additional comments
Section F	Annexures to this report
	Definitions to help you better understand this report
	Terms on which this report was prepared
	Special conditions or instructions

If you have any queries with this report or require further information, please do not hesitate to contact the person who carried out the inspection.

This Report has been prepared in accordance with the pre-inspection agreement in place between the parties set out below, which set out the purpose and scope of the inspection, and the significant items that will be reported on. This Report reflects the opinion of the inspector based on the documents that have been provided. This Report should be read in its entirety and in the context of the agreed scope of Services. If there is a discrepancy between the summary findings and the body of the Report, the body of the Report will prevail. We recommend that you should promptly implement any recommendation or advice in this Report, including recommendations of further inspections by another specialist. If you have any queries with this Report or require further information, please do not hesitate to contact the person who carried out the inspection. This Report contains reference to material that is the copyright of Standards Australia reproduced under agreement with SAI Global to Jim's Building Inspections (Australia).

Original Inspection Date:	Mon, 20 Sep 2021
Modified Date:	Thu, 23 Sep 2021

The Parties

Name of the Client:	
Name of the Principal(If Applicable):	
Job Address:	28 Bluegum Cres, Frenchs Forest NSW 2086, Australia
Client's Email Address:	
Client's Phone Number:	
Consultant:	Grant Tremlett Ph: 0468 594 034 Email: Collaroy@jimsbuildinginspections.com.au
Company Name:	Jim's Building Inspections (Collaroy)
Company Address and Postcode:	Freshwater 2096
Company Email:	Collaroy@jimsbuildinginspections.com.au
Company Contact Numbers:	0468 594 034

Special conditions or instructions

A report may be conditional on information provided by the person, agents or employees of the person requesting the report, apparent concealment of possible defects and a range of other factors

The following apply: Not Applicable

Section A Results of Inspection - summary

A summary of your inspection is outlined below; please also refer to the Report.

	Found	Not Found
Safety Hazard	✓	
Major Defect	✓	
Minor Defect	✓	
Live Timber Pest Activity		✓
Timber Pest Damage		✓
Conditions Conducive to Timber Pest Activity	✓	

Overall Condition

In summary, the building, compared to others of similar age and construction is in the condition documented in this report.

Section B General

General description of the property

Building Type	Residential
Company or Strata title	Unknown
Floor	Suspended Timber Frame, Brick Stumps or Piers, Concrete
Furnished	Furnished
No. of bedrooms	3
Occupied	Occupied
Orientation	East
Other Building Elements	Fence - Post and Rail Construction, Pool, Driveway, Footpath
Other Timber Bldg Elements	Architectural Trims, Floorboards, Fascias, Architraves, Door Frames, Skirting Boards, Landscaping Timbers and Construction, External Joinery, Internal Joinery, Staircase, Deck, Window Frames, Doors, Eaves, Stair Railing
Roof	Corrugated Iron (e.g. Colourbond), Timber Framed, Tiled
Storeys	Single
Walls	Brick Veneer (Timber Framed)
Weather	Fine

Section C Accessibility

Areas Inspected

The following areas were inspected. As documented in your Pre-Inspection Agreement, obstructions and limitations to the accessible areas for inspection are to be expected in any inspection. Refer also to our listing of obstructions and limitations.

- Exterior

- Interior

The inspection excludes areas which are affected by obstructions or where access is limited or unsafe. We do not move obstructions and building defects may not be obvious unless obstructions or unsafe conditions are removed to provide access.

Inaccessible Areas

The following areas were inaccessible:

- Ceiling Cavity - Part.

- Areas of low roof pitch preventing full inspection.

Any areas which are inaccessible at the time of inspection present a high risk for undetected building defects. The client is strongly advised to make arrangements to access inaccessible areas urgently wherever possible.

Obstructions and Limitations

Building defects may be concealed by the following obstructions which prevented full inspection:

- Fixed Furniture - Built-in Cabinetry

- Floor coverings

- Furniture

- Above safe working height

- Wall linings

- Ceiling linings

- Sarking

- Overhanging vegetation

- Decking

- Stored items

- Appliances and equipment

- Rugs

- Wallpaper or Wall Coverings

- Landscaping

- Areas of low roof pitch preventing full inspection

- Vegetation

- Suspected Asbestos Debris

The presence of obstructions increases the risk of undetected defects. The client should make arrangement to remove obstructions where ever possible and re-inspect these areas as a matter of urgency. See also overall risk rating for undetected defects.

Undetected defect risk

A risk rating is provided to help you understand the degree to which accessibility issues and the presence of obstructions have limited the scope of the inspection

The risk of undetected defects is: **High**

When the risk of undetected defects medium or high we strongly recommend further inspection once access is provided or if the obstruction can be removed. Contact us for further advice.

Section D Significant Items

Safety Hazard

Defects 1.01

Building:	Building 1
Location:	All Areas
Finding:	Asbestos - Suspected ACM Identified on Site
Information:	Reporting on Asbestos is outside the Scope of this Report. This suspected defect is highlighted as a caution only. We suspect, based on our experience in the building industry, that there is a higher risk of the identified building element containing asbestos.

As Asbestos Reporting is outside the scope of this report, we advise that you consider a separate Asbestos Inspection and Condition Audit, which can include the taking of samples for definitive confirmation of the presence of Asbestos.

In the interim, the client is advised to act with caution, especially when considering any damage to building materials general wear and tear renovations extensions demolition and general maintenance activities due to the suspected presence of Asbestos.









Major Defect

Defects 2.01

Building:	Building 1
Location:	Pergola > Rear
Finding:	Flooring - Uneven
Information:	The flooring in this area is out of level and uneven. Uneven flooring is likely to indicate minor defects such as expected movement of the foundations of the property, but may also indicate subsidence of the associated subfloor structure.

.

It is advised that the flooring be closely monitored to identify any further movement. Where flooring remains relatively unchanged for an extended period of time (i.e. several months), it is likely that this defect has been caused by expected movement of the foundations of the property.

However, where flooring is uneven further, potentially invasive inspection of the subfloor structures in this area is required. In this case, works to repair are likely to be required, and would be carried out by a builder.













Minor Defect

Defects 3.01

Building:	Building 1
Location:	All Areas
Finding:	Crack in concrete slab - Category 2
Information:	A crack coded as Category 2 was identified in the slab. A Category 2 crack is described as a distinct crack, with the slab being noticeably curved or changed in level. To be considered Category 2, the approximate width of the crack is less than 2.0mm, or a change in offset of less than 15mm when a 3m straight edge is placed over the defect. Category 2 cracks to slabs should be monitored for a period of 12 months. At the end of the monitoring period, cracks rated greater than Category 2 are considered defects that require rectification.





Defects 3.02

Building:	Building 1
Location:	Pool Area

Finding: Subsidence - Local trees and vegetation

Information: Trees and other vegetation can have a significant local effect on drying of soils. Over a number of years, especially during drought conditions, adjacent trees and vegetation may draw excessive moisture from the soils. The opposite may also occur, where swelling of the soil results when the trees decline or are removed.





Defects 3.03

Building: Building 1

Location: All External Areas

Finding: Wood rot

Information: This building element shows evidence of wood rot. Wood rot, also known as Fungal Decay, occurs when timbers and other cellulose building materials are exposed to damp conditions on an ongoing basis. This could be the result of exposure to weathering over a prolonged period of time, or the attraction of excessive moisture from other abutting building materials. Contributing factors also include poor air ventilation in the area.

Early intervention and regular maintenance, particularly of exterior timbers, will prolong the useful life of these building elements. Prior to any works being performed, the cause of the moisture that has created the visible wood rot should be identified and addressed in a suitable manner. Replacement of affected timbers may then be a necessary step in protecting surrounding building elements from such deterioration.

A qualified carpenter or registered builder may also be required to replace affected building materials.





Defects 3.04

Building:	Building 1
Location:	All External Areas
Finding:	Trees - Overhanging and filling gutters
Information:	Overhanging trees often result in excessive amounts of leaf debris accumulating in gutters.

Gutters are a critical part of the building's management of storm water and rain. It is therefore important that they be kept clear to prevent secondary damage to associated building elements, including exterior and interior walls, ceiling linings and any adjoining building elements. Where gutters are blocked, pooling of rainwater is likely to occur, fast-tracking rust and corrosion of the roof plumbing elements.

It is advised that all overhanging tree branches be removed as soon as possible to prevent any further damage. Repair and/or replacement of sections of damaged guttering may also be required where the extent of the damage necessitates.

Such works should be performed by the homeowner; however, appointment of a landscape contractor or an arborist may be required. Consultation with a licensed roof plumber is required where guttering has been damaged.





Defects 3.05

Building: Building 1
Location: Yard - Side
Finding: Evidence of excessive moisture was present at the time of inspection
Information: Excessive moisture can attract termites and produce conditions that promote termite attack fungal growth and wood decay.

Excessive moisture is generally caused by deteriorated inadequate or missing roof drainage leaking plumbing pipes or fixtures poorly plumbed HWS overflows or condenser units and poor site drainage.

It is highly recommended that all plumbing and drainage fixtures and fittings be maintained regularly in order to prevent excessive moisture being present in the external / internal property.






Defects 3.06

Building: Building 1
Location: All Areas
Finding: painting deteriorated
Information: Whilst incomplete or missing paint finish is generally an appearance defect, it can also lead to the development of secondary building defects over time. Incomplete areas of paint finish exposes the area to moisture, potentially accelerating the deterioration of underlying building materials.











Defects 3.07

Building:	Building 1
Location:	Yard - Side
Finding:	HWS Overflow - Not Connected
Information:	The Hot Water System (HWS) overflow was found to be disconnected from storm water drainage and is creating excessive moisture in the surrounding area. These damp conditions can lead to secondary defects such as rot, rust or corrosion of associated building elements, the formation of fungal decay, or even the creation of potential slip hazards. When coupled with poor site drainage, pooling of water may

also attract termite activity to this area.

It is highly recommended that a licensed plumber be appointed to connect the HWS overflow in order to prevent such an environment from being created. These minor works should be carried out as soon as possible.



Defects 3.08

Building:	Building 1
Location:	Subfloor
Finding:	Evidence of excessive moisture was present at the time of inspection
Information:	Excessive moisture can attract termites and produce conditions that promote termite attack fungal growth and wood decay.

Excessive moisture is generally caused by deteriorated inadequate or missing roof drainage leaking plumbing pipes or fixtures poorly plumbed HWS overflows or condenser units and poor site drainage.

It is highly recommended that all plumbing and drainage fixtures and fittings be maintained regularly in order to prevent excessive moisture being present in the external / internal property.







Defects 3.09

Building:	Building 1
Location:	Yard - Back
Finding:	Roof plumbing - Missing
Information:	Some sections of the roof are not adequately drained via gutters and downpipes. Gutters and downpipes that are not installed adequately are likely to result in excessively damp conditions against the exterior surfaces and around the base perimeter of the building. Excessive moisture creates an environment which accelerates the deterioration of building elements in the area, as well as being conducive to termite and pest infestation. Such an environment is likely to necessitate repair and/or replacement of building elements, which are prone to sustaining wood rot, rust or corrosion. A roofing plumber should be appointed as soon as possible to install relevant roof plumbing materials. Depending on the extent of the damage, repair and/or replacement of damaged building elements may be required.



Defects 3.10

Building:	Building 1
Location:	Bathroom

Finding: Sealant - missing/ damaged

Information: Flexible and mould resistant materials should be applied to affected areas to prevent any subsequent water damage that is likely to occur. Regular maintenance and replacement of damage or missing or damaged sealant and grout is highly recommended to the wet areas, as this is a regular wear and tear defect.

Sealant and grouting in areas that come into regular contact with water should be maintained for the long term care of your property. A sealant specialist or tiling contractor should be appointed to complete these works as soon as possible



Defects 3.11

Building: Building 1

Location: Roof Exterior

Finding: Roof tiles - Weathered

Information: Upon inspection of the exterior roofing, the majority of roof tiles were considered to be in a fair condition. While weathering of the tiles is consistent with the age of the property, maintenance works are required.

Isolated areas of mortar have come loose in the valleys and minor cracking is also present. Re-pointing and re-sealing the may be considered as an interim solution by the client to help preserve and extend the life span of the tiles.

Where left unmanaged, deteriorating roof tiles are likely to lead to a number of secondary defects, including minor water leaks and weather exposure to internal roofing structures.

Consultation with a roofing contractor is highly advised to gain advice on cost of remedial works that may be required in the short to medium term. Remedial works are likely to increase the longevity of the exterior roofing structure.









Defects 3.12

Building:	Building 1
Location:	Yard - Side
Finding:	Brickwork - Cracking [Fine]
Information:	Although fine cracks are quite noticeable, they are often only considered to be an appearance defect and usually do not indicate any structural damage. Generally, the cause of a fine crack is indicative of a separation between brickwork and mortar throughout the structure, but single bricks may also show cracks of this nature. Cracking of this nature can generally be repaired with minor filling and should be conducted by a qualified bricklayer. Always contact a builder should cracks widen lengthen or become more numerous.



Defects 3.13

Building:	Building 1
Location:	Yard - Back
Finding:	Roof plumbing - Missing
Information:	Some sections of the roof are not adequately drained via gutters and downpipes. Gutters and downpipes that are not installed adequately are likely to result in excessively damp conditions against the exterior surfaces and around the base perimeter of the building. Excessive moisture creates an environment which accelerates the deterioration of building elements in the area, as well as being conducive to termite and pest infestation. Such an environment is likely to necessitate repair and/or replacement of building elements, which are prone to sustaining wood rot, rust or corrosion. A roofing plumber should be appointed as soon as possible to install relevant roof plumbing materials. Depending on the extent of the damage, repair and/or replacement of damaged building elements may be required.





Defects 3.14

Building:	Building 1
Location:	All Areas

Finding: Cracking - Damage Category 1 - Fine (up to 1mm)

Information: Although fine cracks are quite noticeable, they are often only considered to be an appearance defect, and usually do not indicate any structural damage. Generally, the cause of a fine crack is indicative of a separation between building materials and finishes (e.g. paint, plaster, etc.) along joins.

Cracking of this nature can generally be repaired with minor sanding, filling and/or repainting. Such works should be performed by a qualified painter or a general handyman.

Monitoring of all cracking should be conducted frequently. Always contact a buildder should cracks widen, lengthen, or become more numerous.





Section D Significant Items

D4 Further Inspections

We advise that you seek additional specialist inspections from a qualified and, where appropriate, licensed

- Asbestos Inspector

- Licensed Plumber

- Licensed Plumber specialising in Roof Plumbing

- Termite and Timber Pest Technician / Licensed Pest Controller

- Sub Floor Ventilation Specialist

Jim's Building Inspections can put you in contact with qualified and licensed providers of these and other trades services. Please contact your inspector for recommendations, or visit www.jims.net.

D5 Conclusion - Assessment of overall condition of property

- The building when compared to others of similar age and construction at the time was in the condition of this report.

Evidence of moisture was present at the time of inspection on the building surrounds. Moisture is generally caused by natural rock foundation and type of site drainage implemented.

At the time of inspection, it appeared as though no termite management system has been installed, with no evidence to suggest preventative works taking place.

The client may consider gaining further advice from a pest controller as to the costs and procedures involved with this application. It is recommended that obtaining such advice be a short-term priority.

As Asbestos Reporting is outside the scope of this report, we advise that you consider a separate Asbestos Inspection and Condition Audit, which can include the taking of samples for definitive confirmation of the presence of Asbestos.

In the interim, the client is advised to act with caution, especially when considering any damage to building materials general wear and tear renovations extensions demolition and general maintenance activities due to the suspected presence of Asbestos.

Access to subfloor of rear pergola was in accessible at the time of inspection.

The flooring in the pergola area is out of level and uneven. Uneven flooring is likely to indicate minor defects such as expected movement of the foundations of the property, but may also indicate subsidence of the associated subfloor structure.

.
However, where flooring is uneven further, potentially invasive inspection of the subfloor structures in this area is required.

For further information, advice and clarification please contact Grant Tremlett on: 0468 594 034

Section D Significant Items

The following items were noted as - For your information

Noted Item

Building: Building 1
Location: All External Areas
Finding: Garden Beds - Conditions Conducive to Termites
Information:









Noted Item

Building: Building 1
Location: All External Areas
Finding: Building materials in direct ground contact - conducive to termites
Information: Where timber elements are in direct contact with the ground and consequently moisture or dampness they become conducive to termite activity. Whether timber is used as a building element part of a fencing structure or stored as an unused item they can provide an environment that is attractive to termite infestation.When met with excessive moisture timber begins to decay and develop wood rot. Any timbers that are in direct contact with external grounds especially if left untreated or non- durable

also provide ingress for subterranean termites into that particular element.The removal of any such materials that may be conducive to termite activity should be removed as soon as possible to minimise the risk of termite attack.









Noted Item

Building:	Building 1
Location:	Yard - Side
Finding:	Termite Management System - no evidence of installation
Information:	The application of a post-construction chemical termite barrier is highly recommended for all properties, particularly if live termite activity has been found on the site previously. Such barriers are highly effective in preventing termite attack on any timber building elements throughout the property. A durable notice should be placed in the switchboard unit to indicate current termite barriers. At the time of inspection, it appeared as though no termite management system has been installed, with no evidence to suggest preventative works taking place. The client may consider gaining further advice from a pest controller as to the costs and procedures involved with this application. It is recommended that obtaining such advice be a short-term priority.



Noted Item

Building:	Building 1
Location:	
Finding:	Electrical switchboard - Old ceramic fuses
Information:	The electrical switchboard while appearing to have adequate safety switches installed has old ceramic fuses in place. While this on its own on is not considered a defect it is noted for the clients consideration that a switchboard upgrade may be required in the short to mid term to improve the functionality of the electrical system. A licensed electrician could be appointed to provide quotation for the works at the client's discretion which may in turn expose other required works to bring the system up to a compliant state.



Noted Item

Building:	Building 1
Location:	Roof Void
Finding:	Gravity-Fed HWS - Disconnected
Information:	It was noted at the time of inspection that a disconnected gravity-fed hot water system (HWS) remains in this area. Despite this plumbing structure being unused, it is likely to be storing residual water,

and is therefore susceptible to rust and corrosion. If allowed to continue, rust and corrosion is likely to lead to damage to adjoining building elements, and may also make the area susceptible to termite or timber pest activity.

While it is a costly exercise to remove the disused gravity-fed HWS, it is advisable in the short-term future to prevent any further damage to the area. Further consultation with a licensed plumber is required to gain further advice on removal of the structure.



Noted Item

Building:	Building 1
Location:	Roof Void
Finding:	Sarking - Missing
Information:	Sarking is missing under the roof sheeting. Sarking acts as an insulator that helps with noise reduction and protects against water penetration. Sarking plays a key role in the operation and function of the overall roofing structure and its performance.

Although not a requirement at the time of construction, replacement of any missing building element is advisable (although this can be quite expensive to do after the time of construction). Where sarking is missing, regular inspections of the roof tiles for cracking and potential moisture penetration is required.

Sarking may be retrospectively fitted by a registered builder at the discretion of the client.





Noted Item

Building:	Building 1
Location:	All Areas
Finding:	Additional Photos - Obstructions and Limitations
Information:	These photographs are an indication of the obstructions and limitations which impeded full inspection of the property at the time of inspection. These obstructions can hide an array of defects and should be removed to allow full inspection to be carried out.












Earth





























Definitions to help you better understand this report

Access hole (cover)	An opening in flooring or ceiling or other parts of a structure (such as service hatch, removable panel) to allow for entry to carry out an inspection, maintenance or repair.
Accessible area	An area of the site where sufficient, safe and reasonable access is available to allow inspection within the scope of the inspection.
Appearance defect	Fault or deviation from the intended appearance of a building element.
Asbestos-Containing Material (ACM)	Asbestos-containing material (ACM) means any material or thing that, as part of its design, contains asbestos.
Building element	A portion of a building that, by itself or in combination with other such parts, fulfils a characteristic function. NOTE: For example supporting, enclosing, furnishing or servicing building space.
Client	The person or other entity for whom the inspection is being carried out.
Defect	Fault or deviation from the intended condition of a material, assembly, or component.
Detailed assessment	An assessment by an accredited sampler to determine the extent and magnitude of methamphetamine contamination in a property.
Inspection	Close and careful scrutiny of a building carried out without dismantling, in order to arrive at a reliable conclusion as to the condition of the building.
Inspector	Person or organisation responsible for carrying out the inspection.
Limitation	Any factor that prevents full or proper inspection of the building.
Major defect	A defect of sufficient magnitude where rectification has to be carried out in order to avoid unsafe conditions, loss of utility or further deterioration of the property.
Methamphetamine	An amphetamine-type stimulant that is highly addictive. Methamphetamine is a controlled substance, classified as a Class A (very high-risk) drug under the Misuse of Drug Act. This term is used as a grouping term to include all substances screened for, specifically: Ephedrine, Pseudoephedrine,Amphetamine, Methamphetamine, MDA and MDMA.
Methamphetamine contamination	A property or part of a property where the level of methamphetamine has been tested in accordance with this standard and found to exceed 0.5 micrograms/100 cm2 (Residential) or 10 micrograms/100 cm2 (Commercial).

Methamphetamine production/manufacture	The manufacture of methamphetamine, including processing, packaging, and storage of methamphetamine and associated chemicals.
Minor defect	A defect other than a major defect.
Roof space/Roof void	Space between the roof covering and the ceiling immediately below the roof covering.
Screening assessment	An assessment by a screening sampler to determine whether or not methamphetamine is present.
Serviceability defect	Fault or deviation from the intended serviceability performance of a building element.
Significant item	An item that is to be reported in accordance with the scope of the inspection.
Site	Allotment of land on which a building stands or is to be erected.
Structural defect	Fault or deviation from the intended structural performance of a building element.
Structural element	Physically distinguishable part of a structure. NOTE: For example wall, columns, beam, connection.
Subfloor space	Space between the underside of a suspended floor and the ground.
Urgent and Serious Safety Hazards	Building elements or situations that present a current or immediate potential threat of injury or disease to persons.

Terms on which this report was prepared

This report has been prepared in accordance with and subject to the pre-inspection agreement in place between the parties, which forms part of this Report.

This Report is prepared for the client identified above and may not be relied on by any other person without our express permission or by the purchase of this Report on our website.

SPECIAL ATTENTION SHOULD BE GIVEN TO THE SCOPE, LIMITATIONS AND EXCLUSIONS IN YOUR PRE-INSPECTION AGREEMENT AND THIS REPORT

Any of the exclusions or limitations identified for this Report may be the subject of a special-purpose inspection which we recommend being undertaken by an appropriately qualified inspector

RELIANCE AND DISCLOSURE

This report has been prepared based on conditions at the time of the report.

We own the copyright in this report and may make it available to third parties.

If your Property is in the Australian Capital Territory, you acknowledge we will make certain information about this Report available to the ACT Government for inclusion in the building and pest inspections public register if required under the *Civil Law (Sale of Residential Property) Act 2003* . This will include the fact the report has been prepared, the Property street address, date of the inspection, the name of the person who prepared the report and (if applicable) the entity that employs them.

UNDETECTED DEFECT RISK RATING

If this Report has identified a medium or high-risk rating for undetected defects, we strongly recommend a further inspection of areas that were inaccessible. This may include an invasive inspection that requires the removal or cutting of walls, floors or ceilings.

If the Property has been vacant for a period of time, moisture levels or leaks may not be detectable at the time of the inspection because often only frequent use of water pipes (showers, taps etc) result in a leak being identifiable. We advise further testing on pipes and water susceptible areas (such as the bathroom and laundry) after more frequent use has occurred.

IMPORTANT SAFETY INFORMATION:

This is not a report by a licensed plumber or electrician. We recommend a special-purpose report to detect substandard or illegal plumbing and electrical work at the Property

This is not a smoke alarm report. We recommend all existing detectors in the Property be tested and advice sought as to the suitability of number, placement and operation.

This is not a pest report. As termites are widespread throughout mainland Australia we recommend

annual timber pest inspections.

This is not an asbestos report. There are potential products in the Property containing asbestos that will not be identified in this report. In order to accurately identify asbestos, we recommend performing an asbestos inspection, particularly for buildings built prior to 1988.

This is not a report on safety glass. Glazing in older homes may not reflect current standards and may cause significant injury if damaged. Exercise caution around the glass in older homes.

This is not a report on window opening restrictions. We have not inspected window opening restrictors. Window openings in older buildings may not reflect current standards and can be a potential risk. Window opening restrictors are advised for all second story or above windows with sill heights below 900mm. Some states make this a mandatory requirement. Owners should enquire of their local and state requirements to ensure compliance.

This is not a report on pool safety. If a swimming pool is present it should be the subject to a special purpose pool inspection.

This is not a Group Titled Property Report as per AS4349.2. If you require a report for a Group Titled Property as per this standard, please seek a separate inspection for Group Titled Properties.

MOISTURE

The identification of moisture, dampness or the evidence of water penetration is dependent on the weather conditions at the time an inspection. The absence of dampness identified in this Report does not necessarily mean the Property will not experience some damp problems in other weather conditions or that roofs, walls or wet areas are watertight.

Where the evidence of water penetration is identified we recommend detailed investigation of waterproofing in the surrounding area monitoring of the affected area over a period of time to fully detect and assess the cause of dampness.

MAINTENANCE OF THE PROPERTY

This Report is not a warranty or an insurance policy against problems developing with the Property in the future. Accordingly, a preventative maintenance program should be implemented which includes systematic inspections, detection and prevention of issues. Please contact the inspector who carried out this inspection for further advice.

NO CERTIFICATION

a) The Property has been compared to others of a similar age, construction type and method that had an acceptable level of basic maintenance completed.

b) We don't advise you about title, ownership or other legal matters like easements, restrictions, covenants and planning laws. None of our inspections constitutes approval by a Building Surveyor, a certificate of occupancy or compliance with any law, regulation or standard, including any comment on whether the Property complies with current Australian Standards, Building Regulations or other legislative requirements.

RECTIFICATION COSTS

We don't provide advice on the costs of rectification or repair unless specifically identified in the scope of the Report. Any cost advice provided verbally or in this report must be taken as of a general nature and is not to be relied on. Actual costs depend on the quality of materials, the standard of work, what price a contractor is prepared to do the work for and may be contingent on approvals, delays and unknown factors associated with third parties. No liability is accepted for costing advice.